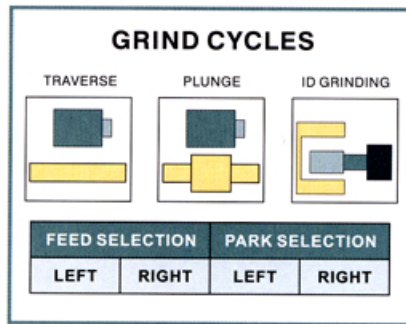
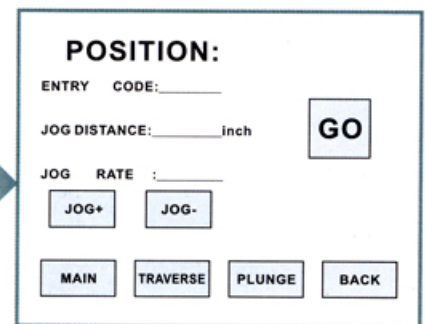


## Main Screen



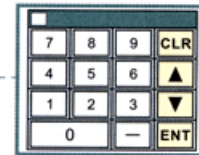
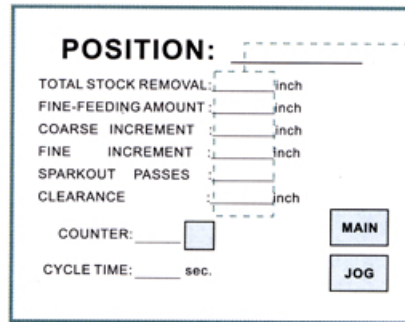
## Jog Setting Screen



### Step 1

Choose the following functions:  
 Grinding Mode Selection  
 Infeed Selection  
 Table Parking Selection  
 Jog Setting or Next Screen

## Data Setting Screen



The data input key window will be displayed when touch to input data

### Step 2

Fill in the blanks to set total stock removal, total fine grinding amount, rough increment, fine increment, spark-out passes, & reset height, and press cycle start to complete automatic grinding cycle.

## Grinding Application

